



# WIRELESS Controller

INSTRUCTION MANUAL  
Controller No.: SPE-005-F

CE FCC ID :  
2AD8XSPE-005

PETATECH INTERNATIONAL CO., LTD.

Tel : +886-2-8751-9998 / FAX : +886-2-8751-6887

Info@thermalution.com / www.thermalution.com

## Accessories & Specifications



**Rechargeable Wireless  
Remote Controller 1pc.**  
Model : SPE Type : 005-F

For  
PSD08-DI Yellow Grade - Plus+  
PSD08-CH Red Grade - Plus+  
PSD08-EH Red Grade - Ultra

3 Settings:

Light Color	Green	Orange	Red
Temperature	Low	Mid	High



**Match Pin**  
SPE-014-A

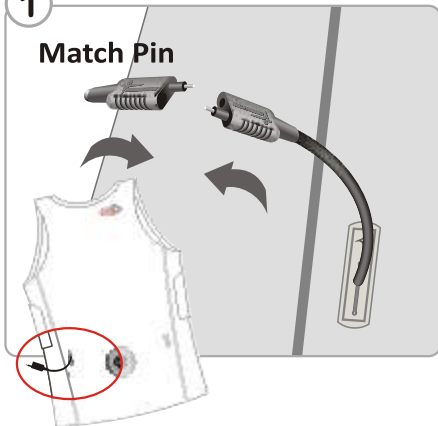


**Forearm Strap**  
Model No.: COC-011-C

## Remote controller matching process

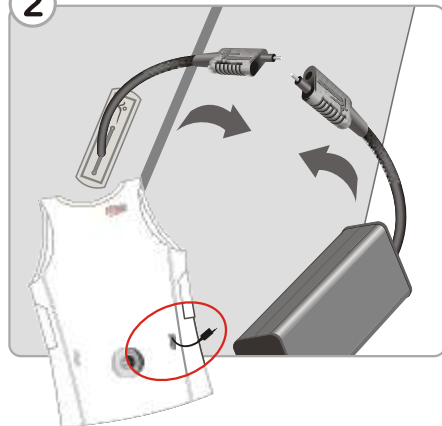
1

**Match Pin**

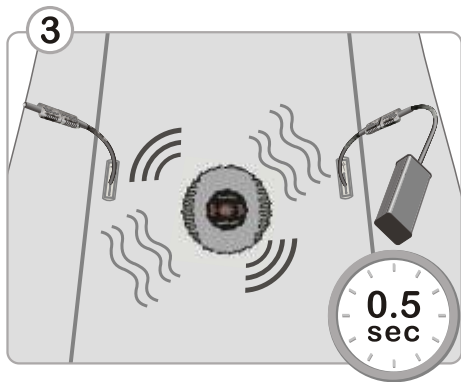


Plug match pin in one end of undersuit or bodysuit.

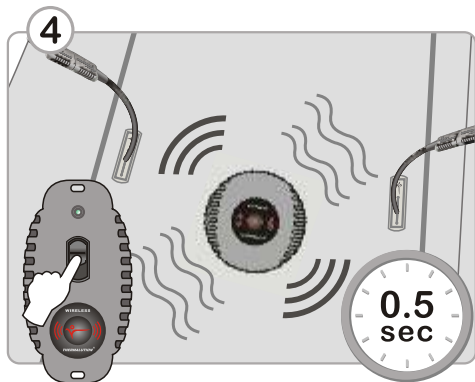
2



Plug one battery only to the other end of undersuit or bodysuit.



Once both ends are connected, a vibration signal ( 0.5 sec. ) will indicate that the learning mode has been activated.



Now switch on the new remote controller, you can feel the vibration (1.5 sec.) Correspondent with the switch in each setting. Unplug the match pin.



Please adjust the wireless controller to OFF status when you are not using the gear. Receiver will vibrate frequently when the battery is running low.

